



**NEW HIRE EMPLOYEE INFORMATION FORM**

Employee's Name: \_\_\_\_\_  
Social Security Number: \_\_\_\_\_ Birth Date: \_\_\_\_\_  
Street Address: \_\_\_\_\_ Apt / PO Box: \_\_\_\_\_  
City: \_\_\_\_\_ State: \_\_\_\_\_ Zip: \_\_\_\_\_  
Primary Phone: \_\_\_\_\_ Email: \_\_\_\_\_

**Emergency Contact Information**

Name: \_\_\_\_\_ Relationship: \_\_\_\_\_  
Contact Phone Number (Daytime): \_\_\_\_\_

I agree that the information listed above is accurate and correct. I understand and agree that it is my responsibility to complete, sign and submit all applicable re-hire forms including, but not limited to, the W-4, I-9, bank direct deposit, employee handbook receipts and other documents deemed appropriate within the required time in order to continue my employment.

**Employee Signature:** \_\_\_\_\_ **Date:** \_\_\_\_\_

.....  
Information below to be completed by an Authorized Company Representative

Company Name:	
Department:	
Job Title:	
Start Date:	
Pay Information: RATE \$	<input type="checkbox"/> Hourly <input type="checkbox"/> Salary Exempt <input type="checkbox"/> Salary Non-Exempt
Normally Scheduled Hours: _____ to _____	
Primary Assigned Shift:	<input type="checkbox"/> First <input type="checkbox"/> Second <input type="checkbox"/> Third
Average Hours Per Week:	<input type="checkbox"/> Full-Time (30+ hrs/wk) <input type="checkbox"/> Part-Time (20-29 hrs/wk) <input type="checkbox"/> On-Call (<20 hrs/wk) <input type="checkbox"/> Seasonal/Temporary
Eligible for benefits after probationary period?	<input type="checkbox"/> Yes <input type="checkbox"/> No

\_\_\_\_\_  
**Signature of Authorized Company Representative**

\_\_\_\_\_  
**Date**

**Attach the completed document along with W-4/State tax forms, direct deposit information and I-9 form.  
Send immediately to ensure timely processing.**

**Voluntary Self-Identification: Gender, Race, Veteran Status & Disability**

**Name:** \_\_\_\_\_ **Company:** \_\_\_\_\_

**Gender:**       Male  
                     Female

**Race or Ethnicity (select one):** If you choose not to self-identify, the federal government requires the employer to determine this information by visual survey and/or other available information.

- Hispanic or Latino** - A person of Cuban, Mexican, Puerto Rican, South or Central American, or other Spanish culture or origin regardless of race
- White (not Hispanic or Latino)** - A person having origins in any of the original peoples of Europe, the Middle East or North Africa.
- Black or African American (not Hispanic or Latino)** - A person having origins in any of the black racial groups of Africa.
- Native Hawaiian or Pacific Islander (not Hispanic or Latino)** - A person having origins in any of the peoples of Hawaii, Guam, Samoa or other Pacific Islands.
- Asian (not Hispanic or Latino)** - A person having origins in any of the original peoples of the Far East, Southeast Asia or the Indian Subcontinent, including, for example, Cambodia, China, India, Japan, Korea, Malaysia, Pakistan, the Philippine Islands, Thailand and Vietnam.
- American Indian or Alaskan Native (not Hispanic or Latino)** - A person having origins in any of the original peoples of North and South America (including Central America) and who maintain tribal affiliation or community attachment.
- Two or more races (not Hispanic or Latino)** - All persons who identify with more than one of the above races.
- I do not wish to self-identify

**Disability (select one):** Submission of this information is voluntary. Any answer you give will be kept private and will not be used against you in any way.

- I have a disability (or previously had a disability)
- I do NOT have a disability
- I decline to state my disability status

**Veteran Status:**

- I am a veteran  
    Choose all that apply:
  - Service Medal veteran
  - Vietnam veteran
  - Newly separated veteran
  - Disabled veteran
  - Active-duty badge veteran
  - Other protected veteran

- I am NOT a veteran
- I do not wish to self-identify

**Employee Signature:** \_\_\_\_\_ **Date:** \_\_\_\_\_

# Employee's Withholding Certificate

Complete Form W-4 so that your employer can withhold the correct federal income tax from your pay.  
Give Form W-4 to your employer.  
Your withholding is subject to review by the IRS.

<b>Step 1:</b> <b>Enter Personal Information</b>	(a) First name and middle initial _____	Last name _____	(b) Social security number _____
	Address _____		Does your name match the name on your social security card? If not, to ensure you get credit for your earnings, contact SSA at 800-772-1213 or go to <a href="http://www.ssa.gov">www.ssa.gov</a> .
	City or town, state, and ZIP code _____		
	(c) <input type="checkbox"/> Single or Married filing separately <input type="checkbox"/> Married filing jointly or Qualifying surviving spouse <input type="checkbox"/> Head of household (Check only if you're unmarried and pay more than half the costs of keeping up a home for yourself and a qualifying individual.)		

Complete Steps 2–4 ONLY if they apply to you; otherwise, skip to Step 5. See page 2 for more information on each step, who can claim exemption from withholding, other details, and privacy.

**Step 2: Multiple Jobs or Spouse Works**

Complete this step if you (1) hold more than one job at a time, or (2) are married filing jointly and your spouse also works. The correct amount of withholding depends on income earned from all of these jobs.

Do **only one** of the following.

(a) Reserved for future use.

(b) Use the Multiple Jobs Worksheet on page 3 and enter the result in Step 4(c) below; **or**

(c) If there are only two jobs total, you may check this box. Do the same on Form W-4 for the other job. This option is generally more accurate than (b) if pay at the lower paying job is more than half of the pay at the higher paying job. Otherwise, (b) is more accurate

**TIP:** If you have self-employment income, see page 2.

Complete Steps 3–4(b) on Form W-4 for only ONE of these jobs. Leave those steps blank for the other jobs. (Your withholding will be most accurate if you complete Steps 3–4(b) on the Form W-4 for the highest paying job.)

<b>Step 3: Claim Dependent and Other Credits</b>	If your total income will be \$200,000 or less (\$400,000 or less if married filing jointly): Multiply the number of qualifying children under age 17 by \$2,000 \$ _____ Multiply the number of other dependents by \$500 . . . . . \$ _____ Add the amounts above for qualifying children and other dependents. You may add to this the amount of any other credits. Enter the total here . . . . .	<b>3</b>	\$
<b>Step 4 (optional): Other Adjustments</b>	(a) <b>Other income (not from jobs).</b> If you want tax withheld for other income you expect this year that won't have withholding, enter the amount of other income here. This may include interest, dividends, and retirement income . . . . .	<b>4(a)</b>	\$
	(b) <b>Deductions.</b> If you expect to claim deductions other than the standard deduction and want to reduce your withholding, use the Deductions Worksheet on page 3 and enter the result here . . . . .	<b>4(b)</b>	\$
	(c) <b>Extra withholding.</b> Enter any additional tax you want withheld each pay period . . . . .	<b>4(c)</b>	\$

<b>Step 5: Sign Here</b>	Under penalties of perjury, I declare that this certificate, to the best of my knowledge and belief, is true, correct, and complete.		
	_____ <b>Employee's signature</b> (This form is not valid unless you sign it.)		_____ <b>Date</b>

<b>Employers Only</b>	Employer's name and address _____	First date of employment _____	Employer identification number (EIN) _____
-----------------------	-----------------------------------	--------------------------------	--



## General Instructions

Section references are to the Internal Revenue Code.

### Future Developments

For the latest information about developments related to Form W-4, such as legislation enacted after it was published, go to [www.irs.gov/FormW4](http://www.irs.gov/FormW4).

### Purpose of Form

Complete Form W-4 so that your employer can withhold the correct federal income tax from your pay. If too little is withheld, you will generally owe tax when you file your tax return and may owe a penalty. If too much is withheld, you will generally be due a refund. Complete a new Form W-4 when changes to your personal or financial situation would change the entries on the form. For more information on withholding and when you must furnish a new Form W-4, see Pub. 505, Tax Withholding and Estimated Tax.

**Exemption from withholding.** You may claim exemption from withholding for 2023 if you meet both of the following conditions: you had no federal income tax liability in 2022 **and** you expect to have no federal income tax liability in 2023. You had no federal income tax liability in 2022 if (1) your total tax on line 24 on your 2022 Form 1040 or 1040-SR is zero (or less than the sum of lines 27, 28, and 29), or (2) you were not required to file a return because your income was below the filing threshold for your correct filing status. If you claim exemption, you will have no income tax withheld from your paycheck and may owe taxes and penalties when you file your 2023 tax return. To claim exemption from withholding, certify that you meet both of the conditions above by writing "Exempt" on Form W-4 in the space below Step 4(c). Then, complete Steps 1(a), 1(b), and 5. Do not complete any other steps. You will need to submit a new Form W-4 by February 15, 2024.

**Your privacy.** If you have concerns with Step 2(c), you may choose Step 2(b); if you have concerns with Step 4(a), you may enter an additional amount you want withheld per pay period in Step 4(c).

**Self-employment.** Generally, you will owe both income and self-employment taxes on any self-employment income you receive separate from the wages you receive as an employee. If you want to pay income and self-employment taxes through withholding from your wages, you should enter the self-employment income on Step 4(a). Then compute your self-employment tax, divide that tax by the number of pay periods remaining in the year, and include that resulting amount per pay period on Step 4(c). You can also add half of the annual amount of self-employment tax to Step 4(b) as a deduction. To calculate self-employment tax, you generally multiply the self-employment income by 14.13% (this rate is a quick way to figure your self-employment tax and equals the sum of the 12.4% social security tax and the 2.9% Medicare tax multiplied by 0.9235). See Pub. 505 for more information, especially if the sum of self-employment income multiplied by 0.9235 and wages exceeds \$160,200 for a given individual.

**Nonresident alien.** If you're a nonresident alien, see Notice 1392, Supplemental Form W-4 Instructions for Nonresident Aliens, before completing this form.

## Specific Instructions

**Step 1(c).** Check your anticipated filing status. This will determine the standard deduction and tax rates used to compute your withholding.

**Step 2.** Use this step if you (1) have more than one job at the same time, or (2) are married filing jointly and you and your spouse both work.

If you (and your spouse) have a total of only two jobs, you may check the box in option (c). The box must also be checked on the Form W-4 for the other job. If the box is checked, the standard deduction and tax brackets will be cut in half for each job to calculate withholding. This option is roughly accurate for jobs with similar pay; otherwise, more tax than necessary may be withheld, and this extra amount will be larger the greater the difference in pay is between the two jobs.



**Multiple jobs.** Complete Steps 3 through 4(b) on only one Form W-4. Withholding will be most accurate if you do this on the Form W-4 for the highest paying job.

**Step 3.** This step provides instructions for determining the amount of the child tax credit and the credit for other dependents that you may be able to claim when you file your tax return. To qualify for the child tax credit, the child must be under age 17 as of December 31, must be your dependent who generally lives with you for more than half the year, and must have the required social security number. You may be able to claim a credit for other dependents for whom a child tax credit can't be claimed, such as an older child or a qualifying relative. For additional eligibility requirements for these credits, see Pub. 501, Dependents, Standard Deduction, and Filing Information. You can also include **other tax credits** for which you are eligible in this step, such as the foreign tax credit and the education tax credits. To do so, add an estimate of the amount for the year to your credits for dependents and enter the total amount in Step 3. Including these credits will increase your paycheck and reduce the amount of any refund you may receive when you file your tax return.

### Step 4 (optional).

**Step 4(a).** Enter in this step the total of your other estimated income for the year, if any. You shouldn't include income from any jobs or self-employment. If you complete Step 4(a), you likely won't have to make estimated tax payments for that income. If you prefer to pay estimated tax rather than having tax on other income withheld from your paycheck, see Form 1040-ES, Estimated Tax for Individuals.

**Step 4(b).** Enter in this step the amount from the Deductions Worksheet, line 5, if you expect to claim deductions other than the basic standard deduction on your 2023 tax return and want to reduce your withholding to account for these deductions. This includes both itemized deductions and other deductions such as for student loan interest and IRAs.

**Step 4(c).** Enter in this step any additional tax you want withheld from your pay **each pay period**, including any amounts from the Multiple Jobs Worksheet, line 4. Entering an amount here will reduce your paycheck and will either increase your refund or reduce any amount of tax that you owe.



Step 2(b) – Multiple Jobs Worksheet (Keep for your records.)



If you choose the option in Step 2(b) on Form W-4, complete this worksheet (which calculates the total extra tax for all jobs) on only ONE Form W-4. Withholding will be most accurate if you complete the worksheet and enter the result on the Form W-4 for the highest paying job. To be accurate, submit a new Form W-4 for all other jobs if you have not updated your withholding since 2019.

Note: If more than one job has annual wages of more than \$120,000 or there are more than three jobs, see Pub. 505 for additional tables.

- 1 Two jobs. If you have two jobs or you're married filing jointly and you and your spouse each have one job, find the amount from the appropriate table on page 4. Using the "Higher Paying Job" row and the "Lower Paying Job" column, find the value at the intersection of the two household salaries and enter that value on line 1. Then, skip to line 3. 1 \$
2 Three jobs. If you and/or your spouse have three jobs at the same time, complete lines 2a, 2b, and 2c below. Otherwise, skip to line 3.
a Find the amount from the appropriate table on page 4 using the annual wages from the highest paying job in the "Higher Paying Job" row and the annual wages for your next highest paying job in the "Lower Paying Job" column. Find the value at the intersection of the two household salaries and enter that value on line 2a. 2a \$
b Add the annual wages of the two highest paying jobs from line 2a together and use the total as the wages in the "Higher Paying Job" row and use the annual wages for your third job in the "Lower Paying Job" column to find the amount from the appropriate table on page 4 and enter this amount on line 2b. 2b \$
c Add the amounts from lines 2a and 2b and enter the result on line 2c. 2c \$
3 Enter the number of pay periods per year for the highest paying job. For example, if that job pays weekly, enter 52; if it pays every other week, enter 26; if it pays monthly, enter 12, etc. 3
4 Divide the annual amount on line 1 or line 2c by the number of pay periods on line 3. Enter this amount here and in Step 4(c) of Form W-4 for the highest paying job (along with any other additional amount you want withheld). 4 \$

Step 4(b) – Deductions Worksheet (Keep for your records.)



- 1 Enter an estimate of your 2023 itemized deductions (from Schedule A (Form 1040)). Such deductions may include qualifying home mortgage interest, charitable contributions, state and local taxes (up to \$10,000), and medical expenses in excess of 7.5% of your income. 1 \$
2 Enter: { \$27,700 if you're married filing jointly or a qualifying surviving spouse; \$20,800 if you're head of household; \$13,850 if you're single or married filing separately } 2 \$
3 If line 1 is greater than line 2, subtract line 2 from line 1 and enter the result here. If line 2 is greater than line 1, enter "-0-" 3 \$
4 Enter an estimate of your student loan interest, deductible IRA contributions, and certain other adjustments (from Part II of Schedule 1 (Form 1040)). See Pub. 505 for more information. 4 \$
5 Add lines 3 and 4. Enter the result here and in Step 4(b) of Form W-4. 5 \$

Privacy Act and Paperwork Reduction Act Notice. We ask for the information on this form to carry out the Internal Revenue laws of the United States. Internal Revenue Code sections 3402(f)(2) and 6109 and their regulations require you to provide this information; your employer uses it to determine your federal income tax withholding. Failure to provide a properly completed form will result in your being treated as a single person with no other entries on the form; providing fraudulent information may subject you to penalties. Routine uses of this information include giving it to the Department of Justice for civil and criminal litigation; to cities, states, the District of Columbia, and U.S. commonwealths and territories for use in administering their tax laws; and to the Department of Health and Human Services for use in the National Directory of New Hires. We may also disclose this information to other countries under a tax treaty, to federal and state agencies to enforce federal nontax criminal laws, or to federal law enforcement and intelligence agencies to combat terrorism.

You are not required to provide the information requested on a form that is subject to the Paperwork Reduction Act unless the form displays a valid OMB control number. Books or records relating to a form or its instructions must be retained as long as their contents may become material in the administration of any Internal Revenue law. Generally, tax returns and return information are confidential, as required by Code section 6103.

The average time and expenses required to complete and file this form will vary depending on individual circumstances. For estimated averages, see the instructions for your income tax return.

If you have suggestions for making this form simpler, we would be happy to hear from you. See the instructions for your income tax return.



**Married Filing Jointly or Qualifying Surviving Spouse**

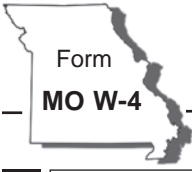
Higher Paying Job Annual Taxable Wage & Salary	Lower Paying Job Annual Taxable Wage & Salary											
	\$0 - 9,999	\$10,000 - 19,999	\$20,000 - 29,999	\$30,000 - 39,999	\$40,000 - 49,999	\$50,000 - 59,999	\$60,000 - 69,999	\$70,000 - 79,999	\$80,000 - 89,999	\$90,000 - 99,999	\$100,000 - 109,999	\$110,000 - 120,000
\$0 - 9,999	\$0	\$0	\$850	\$850	\$1,000	\$1,020	\$1,020	\$1,020	\$1,020	\$1,020	\$1,020	\$1,870
\$10,000 - 19,999	0	930	1,850	2,000	2,200	2,220	2,220	2,220	2,220	2,220	3,200	4,070
\$20,000 - 29,999	850	1,850	2,920	3,120	3,320	3,340	3,340	3,340	3,340	4,320	5,320	6,190
\$30,000 - 39,999	850	2,000	3,120	3,320	3,520	3,540	3,540	3,540	4,520	5,520	6,520	7,390
\$40,000 - 49,999	1,000	2,200	3,320	3,520	3,720	3,740	3,740	4,720	5,720	6,720	7,720	8,590
\$50,000 - 59,999	1,020	2,220	3,340	3,540	3,740	3,760	4,750	5,750	6,750	7,750	8,750	9,610
\$60,000 - 69,999	1,020	2,220	3,340	3,540	3,740	4,750	5,750	6,750	7,750	8,750	9,750	10,610
\$70,000 - 79,999	1,020	2,220	3,340	3,540	4,720	5,750	6,750	7,750	8,750	9,750	10,750	11,610
\$80,000 - 99,999	1,020	2,220	4,170	5,370	6,570	7,600	8,600	9,600	10,600	11,600	12,600	13,460
\$100,000 - 149,999	1,870	4,070	6,190	7,390	8,590	9,610	10,610	11,660	12,860	14,060	15,260	16,330
\$150,000 - 239,999	2,040	4,440	6,760	8,160	9,560	10,780	11,980	13,180	14,380	15,580	16,780	17,850
\$240,000 - 259,999	2,040	4,440	6,760	8,160	9,560	10,780	11,980	13,180	14,380	15,580	16,780	17,850
\$260,000 - 279,999	2,040	4,440	6,760	8,160	9,560	10,780	11,980	13,180	14,380	15,580	16,780	18,140
\$280,000 - 299,999	2,040	4,440	6,760	8,160	9,560	10,780	11,980	13,180	14,380	15,870	17,870	19,740
\$300,000 - 319,999	2,040	4,440	6,760	8,160	9,560	10,780	11,980	13,470	15,470	17,470	19,470	21,340
\$320,000 - 364,999	2,040	4,440	6,760	8,550	10,750	12,770	14,770	16,770	18,770	20,770	22,770	24,640
\$365,000 - 524,999	2,970	6,470	9,890	12,390	14,890	17,220	19,520	21,820	24,120	26,420	28,720	30,880
\$525,000 and over	3,140	6,840	10,460	13,160	15,860	18,390	20,890	23,390	25,890	28,390	30,890	33,250

**Single or Married Filing Separately**

Higher Paying Job Annual Taxable Wage & Salary	Lower Paying Job Annual Taxable Wage & Salary											
	\$0 - 9,999	\$10,000 - 19,999	\$20,000 - 29,999	\$30,000 - 39,999	\$40,000 - 49,999	\$50,000 - 59,999	\$60,000 - 69,999	\$70,000 - 79,999	\$80,000 - 89,999	\$90,000 - 99,999	\$100,000 - 109,999	\$110,000 - 120,000
\$0 - 9,999	\$310	\$890	\$1,020	\$1,020	\$1,020	\$1,860	\$1,870	\$1,870	\$1,870	\$1,870	\$2,030	\$2,040
\$10,000 - 19,999	890	1,630	1,750	1,750	2,600	3,600	3,600	3,600	3,600	3,760	3,960	3,970
\$20,000 - 29,999	1,020	1,750	1,880	2,720	3,720	4,720	4,730	4,730	4,890	5,090	5,290	5,300
\$30,000 - 39,999	1,020	1,750	2,720	3,720	4,720	5,720	5,730	5,890	6,090	6,290	6,490	6,500
\$40,000 - 59,999	1,710	3,450	4,570	5,570	6,570	7,700	7,910	8,110	8,310	8,510	8,710	8,720
\$60,000 - 79,999	1,870	3,600	4,730	5,860	7,060	8,260	8,460	8,660	8,860	9,060	9,260	9,280
\$80,000 - 99,999	1,870	3,730	5,060	6,260	7,460	8,660	8,860	9,060	9,260	9,460	10,430	11,240
\$100,000 - 124,999	2,040	3,970	5,300	6,500	7,700	8,900	9,110	9,610	10,610	11,610	12,610	13,430
\$125,000 - 149,999	2,040	3,970	5,300	6,500	7,700	9,610	10,610	11,610	12,610	13,610	14,900	16,020
\$150,000 - 174,999	2,040	3,970	5,610	7,610	9,610	11,610	12,610	13,750	15,050	16,350	17,650	18,770
\$175,000 - 199,999	2,720	5,450	7,580	9,580	11,580	13,870	15,180	16,480	17,780	19,080	20,380	21,490
\$200,000 - 249,999	2,900	5,930	8,360	10,660	12,960	15,260	16,570	17,870	19,170	20,470	21,770	22,880
\$250,000 - 399,999	2,970	6,010	8,440	10,740	13,040	15,340	16,640	17,940	19,240	20,540	21,840	22,960
\$400,000 - 449,999	2,970	6,010	8,440	10,740	13,040	15,340	16,640	17,940	19,240	20,540	21,840	22,960
\$450,000 and over	3,140	6,380	9,010	11,510	14,010	16,510	18,010	19,510	21,010	22,510	24,010	25,330

**Head of Household**

Higher Paying Job Annual Taxable Wage & Salary	Lower Paying Job Annual Taxable Wage & Salary											
	\$0 - 9,999	\$10,000 - 19,999	\$20,000 - 29,999	\$30,000 - 39,999	\$40,000 - 49,999	\$50,000 - 59,999	\$60,000 - 69,999	\$70,000 - 79,999	\$80,000 - 89,999	\$90,000 - 99,999	\$100,000 - 109,999	\$110,000 - 120,000
\$0 - 9,999	\$0	\$620	\$860	\$1,020	\$1,020	\$1,020	\$1,020	\$1,650	\$1,870	\$1,870	\$1,890	\$2,040
\$10,000 - 19,999	620	1,630	2,060	2,220	2,220	2,220	2,850	3,850	4,070	4,090	4,290	4,440
\$20,000 - 29,999	860	2,060	2,490	2,650	2,650	3,280	4,280	5,280	5,520	5,720	5,920	6,070
\$30,000 - 39,999	1,020	2,220	2,650	2,810	3,440	4,440	5,440	6,460	6,880	7,080	7,280	7,430
\$40,000 - 59,999	1,020	2,220	3,130	4,290	5,290	6,290	7,480	8,680	9,100	9,300	9,500	9,650
\$60,000 - 79,999	1,500	3,700	5,130	6,290	7,480	8,680	9,880	11,080	11,500	11,700	11,900	12,050
\$80,000 - 99,999	1,870	4,070	5,690	7,050	8,250	9,450	10,650	11,850	12,260	12,460	12,870	13,820
\$100,000 - 124,999	2,040	4,440	6,070	7,430	8,630	9,830	11,030	12,230	13,190	14,190	15,190	16,150
\$125,000 - 149,999	2,040	4,440	6,070	7,430	8,630	9,980	11,980	13,980	15,190	16,190	17,270	18,530
\$150,000 - 174,999	2,040	4,440	6,070	7,980	9,980	11,980	13,980	15,980	17,420	18,720	20,020	21,280
\$175,000 - 199,999	2,190	5,390	7,820	9,980	11,980	14,060	16,360	18,660	20,170	21,470	22,770	24,030
\$200,000 - 249,999	2,720	6,190	8,920	11,380	13,680	15,980	18,280	20,580	22,090	23,390	24,690	25,950
\$250,000 - 449,999	2,970	6,470	9,200	11,660	13,960	16,260	18,560	20,860	22,380	23,680	24,980	26,230
\$450,000 and over	3,140	6,840	9,770	12,430	14,930	17,430	19,930	22,430	24,150	25,650	27,150	28,600



MISSOURI DEPARTMENT OF  
**REVENUE**  
**Employee's Withholding Certificate**

This certificate is for income tax withholding and child support enforcement purposes only. Type or print.

Employee	Full Name		Social Security Number	
	Home Address (Number and Street or Rural Route)		City or Town	State
				ZIP Code
	<p>1. Filing Status: Check the appropriate filing status below.</p> <p><input type="checkbox"/> Single or Married Spouse Works or Married Filing Separate      <input type="checkbox"/> Married (Spouse does not work)</p> <p><input type="checkbox"/> Head of Household</p>			
<p>2. Additional withholding: If you expect to have a balance due (as a result of interest income, dividends, income from a part-time job, etc.) on your tax return, you may request your employer to withhold an additional amount of tax from each pay period. To calculate the amount needed, divide the amount of the expected tax by the number of pay periods in a year. Enter the additional amount to be withheld each pay period on line 2.....</p>				2
<p>3. Reduced withholding: If you expect to receive a refund (as a result of itemized deductions, modifications or tax credits) on your tax return, you may direct your employer to only withhold the amount indicated on line 3. Your employer will not use the standard calculations for withholding. If you designate an amount that is too low, it could result in you being under withheld. To calculate the amount needed, divide the amount of your expected tax by the number of pay periods in a year. Enter the amount to be withheld instead of the standard calculation. If no amount is indicated on line 3, the standard calculations will be used.....</p>				3
<p>4. Exempt Status: Select the appropriate reason you are claiming an exemption from withholding below and indicate EXEMPT on line 4. ....</p> <p><input type="checkbox"/> I am exempt because I had a right to a refund of all Missouri income tax withheld last year and expect to have no tax liability this year. A new MO W-4 must be completed annually if you wish to continue the exemption.</p> <p><input type="checkbox"/> I am exempt because I meet the conditions set forth under the Servicemember Civil Relief Act, as amended by the Military Spouses Residency Relief Act and have no Missouri tax liability.</p> <p><input type="checkbox"/> I am exempt because my income is earned as a member of any active duty component of the Armed Forces of the United States and I am eligible for the military income deduction.</p>				4

Signature	Under penalties of perjury, I certify that the information provided on this form is true and accurate.	
	Employee's Signature (Form is not valid unless you sign it)	Date (MM/DD/YYYY) ____ / ____ / ____

Employer	Employer's Name		Employer's Address	
	City		State	ZIP Code
	Date Services for Pay First Performed by Employee (MM/DD/YYYY) ____ / ____ / ____		Federal Employer I.D. Number	
			Missouri Tax Identification Number	

**Notice to Employer:**  
Within 20 days of hiring a new employee, a copy of the Employee's Withholding Certificate (Form MO W-4) must be submitted by one of the following methods:

- **Email:** withholding@dor.mo.gov
- **Fax:** 877-573-6172
- **Mail to:** Missouri Department of Revenue  
P.O. BOX 3340  
Jefferson City, MO 65105-3340

Please visit [dss.mo.gov/child-support/employers/new-hire-reporting.htm](http://dss.mo.gov/child-support/employers/new-hire-reporting.htm) for additional information regarding new hire reporting.

**Notice to Employee:**  
Return completed form to your Employer. Consider completing a new Form MO W-4 each year and when your personal or financial situation changes. Visit our online withholding calculator [mytax.mo.gov/rptp/portal/home/withholding-calculator](http://mytax.mo.gov/rptp/portal/home/withholding-calculator).

- Items to Remember:**
- Employees must complete a new form if their filing status changes or to adjust the amount of withholding.
  - If you are claiming an "Exempt" status due to the Military Spouses Residency Relief Act you must provide one of the following to your employer: Leave and Earnings Statement of the non-resident military servicemember, Form W-2 issued to the nonresident military servicemember, a military identification card, or specific military orders received by the servicemember. You must also provide verification of residency such as a copy of your state income tax return filed in your state of residence, a property tax receipt from the state of residence, a current drivers license, vehicle registration or voter ID card. For additional assistance in regard to Military, visit the department's website [dor.mo.gov/military/](http://dor.mo.gov/military/).
  - Additional information can be found at [mo.gov/business/withhold/](http://mo.gov/business/withhold/).

**Mail to:** Taxation Division  
P.O. Box 3340  
Jefferson City, MO 65105-3340

**Phone:** (573) 522-0967

**Fax:** 877-573-6172

**Ever served on active duty in the United States Armed Forces?**  
If yes, visit [dor.mo.gov/military/](http://dor.mo.gov/military/) to see the services and benefits we offer to all eligible military individuals. A list of all state agency resources and benefits can be found at [veteranbenefits.mo.gov/state-benefits/](http://veteranbenefits.mo.gov/state-benefits/).



**DIRECT DEPOSIT AGREEMENT**

EMPLOYEE NAME: \_\_\_\_\_ SSN: \_\_\_\_\_

COMPANY NAME: \_\_\_\_\_

<u>DEPOSIT #1</u>			
Financial Institution:	_____		
Route/Transit Number:	_____		
Account Number:	_____		
Account Type:	<input type="checkbox"/> CHECKING	<input type="checkbox"/> SAVINGS	<input type="checkbox"/> PAY CARD
<input type="checkbox"/> Deposit Entire Amount	<input type="checkbox"/> Deposit \$ _____	<input type="checkbox"/> Deposit % _____	

<u>DEPOSIT #2</u>			
Financial Institution:	_____		
Route/Transit Number:	_____		
Account Number:	_____		
Account Type:	<input type="checkbox"/> CHECKING	<input type="checkbox"/> SAVINGS	<input type="checkbox"/> PAY CARD
<input type="checkbox"/> Deposit Balance	<input type="checkbox"/> Deposit \$ _____	<input type="checkbox"/> Deposit % _____	

**We cannot process your direct deposit without supporting documentation from your financial institution.**  
Attach a voided check, letter from your financial institution or other supporting documentation. **Do not attach a deposit slip!**  
If you don't provide supporting documentation, you will receive a live check while your direct deposit account information is being verified.

I hereby authorize ContinuumHR to initiate automatic deposits to my account(s) at the financial institution(s) named above.

Further, I agree not to hold ContinuumHR responsible for any delay or loss of funds due to incorrect or incomplete information supplied by me or my financial institution or due to an error on the part of my financial institution in depositing funds to my account. I hereby authorize and request ContinuumHR to deduct from my salary or wages and pay to the named financial institution as indicated above.

By signing this form I authorize ContinuumHR to initiate credits and to make adjustments, if necessary, for any entry made in error without express written authorization. I shall look solely to the above named financial institution for any information regarding my account.

This agreement will remain in effect until ContinuumHR receives a written notice of cancellation from me or my financial institution, or until I submit a new direct deposit form to the Payroll Department.

EMPLOYEE SIGNATURE: \_\_\_\_\_ DATE: \_\_\_\_\_





## EMPLOYEE ACKNOWLEDGEMENTS & AGREEMENTS

---

This is notice to you that ContinuumHR entered into a written Service Agreement with the entity that employs you as of this date (the "Company"), whereby ContinuumHR will provide professional employer services to the Company. Pursuant to the Service Agreement, both the Company and ContinuumHR will employ you and ContinuumHR will be your co-employer for certain purposes, but the Company will remain your primary employer. The Company will continue to direct and supervise your day-to-day duties and assignments, and the Company will continue to determine your compensation. Your paycheck, however, will be from ContinuumHR. Any employment relationship between you and ContinuumHR resulting from the co-employment arrangement with your Company is at-will and will not affect your existing employment relationship with the Company. If you have a written employment agreement with the Company, the co-employer arrangement between ContinuumHR and the Company will have no effect on that agreement, and ContinuumHR is not, and will not become a party to such an employment agreement and cannot be held liable for any term or condition of such an employment agreement. While ContinuumHR retains the authority to hire, terminate, discipline, and re-assign employees of the Company, it has never exercised those rights in any state and has no intention to do so.

The Company will continue to be responsible for payment of your wages each pay date but will pay ContinuumHR in advance of each pay date, and ContinuumHR will in turn pay your wages. If the Company fails to pay ContinuumHR fully under the terms of the Service Agreement, and as a result, does not transmit funds to ContinuumHR to pay your wages, and the Company fails to pay your wages, you agree to seek such payment of wages from the Company first as your employer and exhaust all remedies to collect such wages from the Company prior to any attempt to collect unpaid wages from ContinuumHR. You further agree that if the Company fails to pay wages for hours actually worked at the Company during a pay period, you have sought payment unsuccessfully from the Company, and you decide to seek such wages from ContinuumHR, you agree that the maximum amount that ContinuumHR can be held responsible for paying you (and only if ContinuumHR is held to be legally responsible for the payment of any wages) is an amount equal to the number of hours that you have worked, but for which you have not been paid, times the federal or state hourly, minimum wage (whichever is applicable). By executing below, you agree that payment according to the federal or state minimum wage or salary amount as provided above shall be your sole and exclusive remedy against ContinuumHR for unpaid wages, and you agree to seek the balance of any wages owed solely from the Company.

Under the terms of the Service Agreement, the Company has the right to request termination of an employee. You understand and agree the Company, ContinuumHR or you can terminate our employment relationship at any time as you are an at-will employee. If requested by the Company, ContinuumHR will terminate your employment with the Company and with ContinuumHR. You also understand that if the Company terminates your employment for any reason any co-employment relationship with ContinuumHR will terminate as well. You agree to notify ContinuumHR of your availability to work within twenty-four hours of your termination of employment for any reason.

If for any reason your employment by the Company ends, ContinuumHR shall not be responsible for any payments you may be entitled to from the Company, including but not limited to accrued but unpaid paid time off or vacation pay, bonuses, or severance pay. You agree that any such payments or amounts would be due, if applicable, only from the Company. Finally, the co-employer relationship between ContinuumHR and the Company shall have no effect on any agreements, policies or manuals issued to you by the Company.

As an Equal Opportunity Employer, ContinuumHR strives to comply with all applicable laws prohibiting discrimination and unlawful harassment because of race, sex, color, national origin, religion, physical or mental disability, age or any other basis protected by federal, state, or local law. All such discrimination is unlawful, and all persons employed by or involved in the operation of ContinuumHR are prohibited from engaging in this type of conduct.

If you have been discriminated against or harassed on the job, or if you are aware of discrimination or harassment of others, you have an affirmative obligation to immediately contact an appropriate person at the Company, the president or owner of the Company and/or your supervisor. Furthermore, you acknowledge that you will review the ContinuumHR harassment policy and will comply with all provisions.

In recognition of the fact that any work-related injuries I might suffer are covered by state workers' compensation laws, I waive and forever release any rights I might have to make claims or bring a lawsuit against my worksite employer and/or ContinuumHR for damages based upon injuries which are covered under workers' compensation laws. In the event of a work-related injury, I understand and agree that my sole remedy lies in coverage under the ContinuumHR workers' compensation policy or my worksite employer's workers' compensation policy if it maintains such a policy. I will accept any modified or light duty assignment proposed by my treating physician and the workers' compensation carrier. If I am injured on the job, even if the injury is minor and even if I do not want treatment, I must still immediately report it to my supervisor and to ContinuumHR (as ContinuumHR is the holder of the workers' compensation policy). I also agree to comply with any lawful drug testing policy which may be adopted, including post-accident drug testing in any situation where it is allowed by law.

I have read, understand, and agree to all the provisions contained in this Employment Acknowledgements and Agreements. I understand and agree to all terms and conditions herein stated as a condition of my employment. I hereby certify that all the information given on this document, or any supporting documents is true and correct, and I understand that any misrepresentations or omission of my information may result in immediate termination of employment.

Print Name: \_\_\_\_\_

Employee Signature: \_\_\_\_\_ Date: \_\_\_\_\_

---

**STATE SPECIFIC NOTICES**

---

**MASSACHUSETTS ADDENDUM**

ContinuumHR is regulated by the Massachusetts Executive Office of Labor and Workforce Development, Department of Labor Standards, 19 Staniford Street, 2nd Floor, Boston, MA 02114, (617) 626-6975. ContinuumHR can be reached at 11691 Gateway Blvd., Ste. 104, Ft. Myers, FL 33913.

ContinuumHR maintains/does not maintain Workers' Compensation coverage for employees of the Company. IF IT DOES: It Workers' Compensation carrier is [NAME] and its Policy Number is [NUMBER]. IF IT DOES NOT: ContinuumHR does not maintain the Company's Workers' Compensation Policy and it does not perform safety inspections at your worksite. Please report any injuries or hazardous worksite conditions directly to your superior or an officer of Company.

**NEW MEXICO ADDENDUM**

ContinuumHR is in compliance with New Mexico's Workers' Compensation Act.

**SOUTH CAROLINA ADDENDUM**

ContinuumHR is licensed and regulated by the South Carolina Department of Consumer Affairs and any questions or complaints regarding the professional employer organization should be directed to the Department located at 293 Greystone Blvd., Suite 400, Columbia SC 29210, P.O. Box 5757, Columbia, South Carolina, 29250-5757, www.consumer.sc.gov and whose phone number is (803) 734-4200.

ContinuumHR and the Company are operating under and subject to the Workers' Compensation Act of South Carolina. In case of accidental injury or death to an employee, the injured employee, or someone acting on his or her behalf, shall notify immediately 11691 Gateway Blvd., Ste. 104, Ft. Myers, FL 33913 (844) 970-5050. Failure to give immediate notice may be the cause of serious delay in the payment of compensation to you or your beneficiaries and may result in failure to receive any compensation benefits."

**VERMONT ADDENDUM**

ContinuumHR is subject to licensing regulations promulgated by the Vermont Department of Labor. Such regulations will be provided by the Department of Labor upon request.

## **Harassment Policy**

The policy is to prohibit intentional and unintentional harassment of or against job applicants, contractors, interns, volunteers or employees by another employee, supervisor, vendor, customer or any third party on the basis of actual or perceived race, color, creed, religion, national origin, ancestry, citizenship status, age, sex or gender (including pregnancy, childbirth and pregnancy-related conditions), gender identity or expression (including transgender status), sexual orientation, marital status, military service and veteran status, physical or mental disability, genetic information or any other characteristic protected by applicable federal, state or local laws (referred to as “protected characteristics”). Such conduct will not be tolerated.

The purpose of this policy is not to regulate our employees' personal morality, but to ensure that no one harasses another individual in the workplace, including while on Company premises, while on Company business (whether or not on Company premises) or while representing the Company. In addition to being a violation of this policy, harassment or retaliation based on any protected characteristic as defined by applicable federal, state, or local laws also is unlawful. For example, sexual harassment and retaliation against an individual because the individual filed a complaint of sexual harassment or because an individual aided, assisted or testified in an investigation or proceeding involving a complaint of sexual harassment as defined by applicable federal, state, or local laws are unlawful.

## **Harassment Defined**

Harassment generally is defined in this policy as unwelcome verbal, visual or physical conduct that denigrates or shows hostility or aversion towards an individual because of any actual or perceived protected characteristic or has the purpose or effect of unreasonably interfering with an individual's work performance or creating an intimidating, hostile or offensive working environment.

Harassment can be verbal (including slurs, jokes, insults, epithets, gestures or teasing), visual (including offensive posters, symbols, cartoons, drawings, computer displays, text messages, social media posts or e-mails) or physical conduct (including physically threatening another, blocking someone's way, etc.). Such conduct violates this policy, even if it does not rise to the level of a violation of applicable federal, state or local laws. Because it is difficult to define unlawful harassment, employees are expected to behave at all times in a manner consistent with the intended purpose of this policy.

## **Sexual Harassment Defined**

Sexual harassment can include all of the above actions, as well as other unwelcome conduct, such as unwelcome or unsolicited sexual advances, requests for sexual favors, conversations regarding sexual activities and other verbal, visual or physical conduct of a sexual nature when:

- submission to that conduct or those advances or requests is made either explicitly or implicitly a term or condition of an individual's employment; or
- submission to or rejection of the conduct or advances or requests by an individual is used as the basis for employment decisions affecting the individual; or
- the conduct or advances or requests have the purpose or effect of unreasonably interfering with an individual's work performance or creating an intimidating, hostile or offensive working environment.

## **Reporting Procedures**

If the employee has been subjected to or witnessed conduct which violates this policy, the employee should immediately report the matter to the Manager or other Company Authority. If the employee is unable for any reason to contact this person, or if the employee has not received an initial response within five (5) business days after reporting any incident of what the employee perceives to be harassment, the employee should contact ContinuumHR. If the person toward whom the complaint is directed is one of the individuals indicated above, the employee should contact any higher-level manager in the reporting hierarchy.

## **Investigation Procedures**

Every report of perceived harassment will be fully investigated, and corrective action will be taken where appropriate. All complaints will be kept confidential to the extent possible, but confidentiality cannot be guaranteed. All employees must cooperate with all investigations conducted pursuant to this policy.

## **Retaliation Prohibited**

In addition, the Company will not allow any form of retaliation against individuals who report unwelcome conduct to management or who cooperate in the investigations of such reports in accordance with this policy. If the employee has been subjected to any such retaliation, the employee should report it in the same manner in which the employee would report a claim of perceived harassment under this policy. Violation of this policy including any improper retaliatory conduct will result in disciplinary action, up to and including termination. Contact [hr@continuumhr.com](mailto:hr@continuumhr.com) for questions.





# Employment Eligibility Verification

## Department of Homeland Security

### U.S. Citizenship and Immigration Services

**USCIS**  
**Form I-9**  
OMB No.1615-0047  
Expires 07/31/2026

**START HERE:** Employers must ensure the form instructions are available to employees when completing this form. Employers are liable for failing to comply with the requirements for completing this form. See below and the [Instructions](#).

**ANTI-DISCRIMINATION NOTICE:** All employees can choose which acceptable documentation to present for Form I-9. Employers cannot ask employees for documentation to verify information in **Section 1**, or specify which acceptable documentation employees must present for **Section 2** or Supplement B, Reverification and Rehire. Treating employees differently based on their citizenship, immigration status, or national origin may be illegal.

**Section 1. Employee Information and Attestation:** Employees must complete and sign Section 1 of Form I-9 no later than the **first day of employment**, but not before accepting a job offer.

Last Name (Family Name)		First Name (Given Name)		Middle Initial (if any)	Other Last Names Used (if any)	
Address (Street Number and Name)			Apt. Number (if any)	City or Town		State ZIP Code
Date of Birth (mm/dd/yyyy)	U.S. Social Security Number		Employee's Email Address			Employee's Telephone Number
<p><b>I am aware that federal law provides for imprisonment and/or fines for false statements, or the use of false documents, in connection with the completion of this form. I attest, under penalty of perjury, that this information, including my selection of the box attesting to my citizenship or immigration status, is true and correct.</b></p>		Check one of the following boxes to attest to your citizenship or immigration status (See page 2 and 3 of the instructions.):				
		<input type="checkbox"/> 1. A citizen of the United States				
		<input type="checkbox"/> 2. A noncitizen national of the United States (See Instructions.)				
		<input type="checkbox"/> 3. A lawful permanent resident (Enter USCIS or A-Number.)				
<input type="checkbox"/> 4. A noncitizen (other than <b>Item Numbers 2.</b> and <b>3.</b> above) authorized to work until (exp. date, if any)						
If you check <b>Item Number 4.</b> , enter one of these:						
USCIS A-Number		OR	Form I-94 Admission Number		OR	Foreign Passport Number and Country of Issuance
Signature of Employee				Today's Date (mm/dd/yyyy)		

**If a preparer and/or translator assisted you in completing Section 1, that person MUST complete the [Preparer and/or Translator Certification](#) on Page 3.**

**Section 2. Employer Review and Verification:** Employers or their authorized representative must complete and sign **Section 2** within three business days after the employee's first day of employment, and must physically examine, or examine consistent with an alternative procedure authorized by the Secretary of DHS, documentation from List A OR a combination of documentation from List B and List C. Enter any additional documentation in the Additional Information box; see Instructions.

	List A	OR	List B	AND	List C
Document Title 1					
Issuing Authority					
Document Number (if any)					
Expiration Date (if any)					
Document Title 2 (if any)	<p><b>Additional Information</b></p>    <p>Check here if you used an alternative procedure authorized by DHS to examine documents.</p>				
Issuing Authority					
Document Number (if any)					
Expiration Date (if any)					
Document Title 3 (if any)					
Issuing Authority					
Document Number (if any)					
Expiration Date (if any)					

<p><b>Certification:</b> I attest, under penalty of perjury, that (1) I have examined the documentation presented by the above-named employee, (2) the above-listed documentation appears to be genuine and to relate to the employee named, and (3) to the best of my knowledge, the employee is authorized to work in the United States.</p>		First Day of Employment (mm/dd/yyyy):
Last Name, First Name and Title of Employer or Authorized Representative		Signature of Employer or Authorized Representative
		Today's Date (mm/dd/yyyy)
Employer's Business or Organization Name		Employer's Business or Organization Address, City or Town, State, ZIP Code

**For reverification or rehire, complete [Supplement B, Reverification and Rehire](#) on Page 4.**

## LISTS OF ACCEPTABLE DOCUMENTS

All documents containing an expiration date must be unexpired.

\* Documents extended by the issuing authority are considered unexpired.

Employees may present one selection from List A or a combination of one selection from List B and one selection from List C.

**Examples of many of these documents appear in the Handbook for Employers (M-274).**

LIST A Documents that Establish Both Identity and Employment Authorization	OR	LIST B Documents that Establish Identity	AND	LIST C Documents that Establish Employment Authorization
<ol style="list-style-type: none"> <li>1. U.S. Passport or U.S. Passport Card</li> <li>2. Permanent Resident Card or Alien Registration Receipt Card (Form I-551)</li> <li>3. Foreign passport that contains a temporary I-551 stamp or temporary I-551 printed notation on a machine-readable immigrant visa</li> <li>4. Employment Authorization Document that contains a photograph (Form I-766)</li> <li>5. For an individual temporarily authorized to work for a specific employer because of his or her status or parole:               <ol style="list-style-type: none"> <li>a. Foreign passport; and</li> <li>b. Form I-94 or Form I-94A that has the following:                   <ol style="list-style-type: none"> <li>(1) The same name as the passport; and</li> <li>(2) An endorsement of the individual's status or parole as long as that period of endorsement has not yet expired and the proposed employment is not in conflict with any restrictions or limitations identified on the form.</li> </ol> </li> </ol> </li> <li>6. Passport from the Federated States of Micronesia (FSM) or the Republic of the Marshall Islands (RMI) with Form I-94 or Form I-94A indicating nonimmigrant admission under the Compact of Free Association Between the United States and the FSM or RMI</li> </ol>	OR	<ol style="list-style-type: none"> <li>1. Driver's license or ID card issued by a State or outlying possession of the United States provided it contains a photograph or information such as name, date of birth, gender, height, eye color, and address</li> <li>2. ID card issued by federal, state or local government agencies or entities, provided it contains a photograph or information such as name, date of birth, gender, height, eye color, and address</li> <li>3. School ID card with a photograph</li> <li>4. Voter's registration card</li> <li>5. U.S. Military card or draft record</li> <li>6. Military dependent's ID card</li> <li>7. U.S. Coast Guard Merchant Mariner Card</li> <li>8. Native American tribal document</li> <li>9. Driver's license issued by a Canadian government authority</li> <li style="text-align: center;"><b>For persons under age 18 who are unable to present a document listed above:</b></li> <li>10. School record or report card</li> <li>11. Clinic, doctor, or hospital record</li> <li>12. Day-care or nursery school record</li> </ol>	AND	<ol style="list-style-type: none"> <li>1. A Social Security Account Number card, unless the card includes one of the following restrictions:               <ol style="list-style-type: none"> <li>(1) NOT VALID FOR EMPLOYMENT</li> <li>(2) VALID FOR WORK ONLY WITH INS AUTHORIZATION</li> <li>(3) VALID FOR WORK ONLY WITH DHS AUTHORIZATION</li> </ol> </li> <li>2. Certification of report of birth issued by the Department of State (Forms DS-1350, FS-545, FS-240)</li> <li>3. Original or certified copy of birth certificate issued by a State, county, municipal authority, or territory of the United States bearing an official seal</li> <li>4. Native American tribal document</li> <li>5. U.S. Citizen ID Card (Form I-197)</li> <li>6. Identification Card for Use of Resident Citizen in the United States (Form I-179)</li> <li>7. Employment authorization document issued by the Department of Homeland Security               <p style="margin-left: 20px;">For examples, see <a href="#">Section 7</a> and <a href="#">Section 13</a> of the M-274 on <a href="https://uscis.gov/i-9-central">uscis.gov/i-9-central</a>.</p> <p style="margin-left: 20px;">The Form I-766, Employment Authorization Document, is a List A, <b>Item Number 4</b>, document, not a List C document.</p> </li> </ol>
<p><b>Acceptable Receipts</b></p> <p>May be presented in lieu of a document listed above for a temporary period.</p> <p>For receipt validity dates, see the M-274.</p>				
<ul style="list-style-type: none"> <li>• Receipt for a replacement of a lost, stolen, or damaged List A document.</li> <li>• Form I-94 issued to a lawful permanent resident that contains an I-551 stamp and a photograph of the individual.</li> <li>• Form I-94 with "RE" notation or refugee stamp issued to a refugee.</li> </ul>	OR	<p>Receipt for a replacement of a lost, stolen, or damaged List B document.</p>	AND	<p>Receipt for a replacement of a lost, stolen, or damaged List C document.</p>

\*Refer to the Employment Authorization Extensions page on [I-9 Central](#) for more information.



# Supplement A, Preparer and/or Translator Certification for Section 1

Department of Homeland Security  
U.S. Citizenship and Immigration Services

USCIS  
Form I-9  
**Supplement A**  
OMB No. 1615-0047  
Expires 07/31/2026

Last Name ( <i>Family Name</i> ) from <b>Section 1</b> .	First Name ( <i>Given Name</i> ) from <b>Section 1</b> .	Middle initial (if any) from <b>Section 1</b> .
--	--	---

**Instructions:** This supplement must be completed by any preparer and/or translator who assists an employee in completing Section 1 of Form I-9. The preparer and/or translator must enter the employee's name in the spaces provided above. Each preparer or translator must complete, sign, and date a separate certification area. Employers must retain completed supplement sheets with the employee's completed Form I-9.

**I attest, under penalty of perjury, that I have assisted in the completion of Section 1 of this form and that to the best of my knowledge the information is true and correct.**

Signature of Preparer or Translator			Date ( <i>mm/dd/yyyy</i> )	
Last Name ( <i>Family Name</i> )		First Name ( <i>Given Name</i> )		Middle Initial ( <i>if any</i> )
Address ( <i>Street Number and Name</i> )		City or Town	State	ZIP Code

**I attest, under penalty of perjury, that I have assisted in the completion of Section 1 of this form and that to the best of my knowledge the information is true and correct.**

Signature of Preparer or Translator			Date ( <i>mm/dd/yyyy</i> )	
Last Name ( <i>Family Name</i> )		First Name ( <i>Given Name</i> )		Middle Initial ( <i>if any</i> )
Address ( <i>Street Number and Name</i> )		City or Town	State	ZIP Code

**I attest, under penalty of perjury, that I have assisted in the completion of Section 1 of this form and that to the best of my knowledge the information is true and correct.**

Signature of Preparer or Translator			Date ( <i>mm/dd/yyyy</i> )	
Last Name ( <i>Family Name</i> )		First Name ( <i>Given Name</i> )		Middle Initial ( <i>if any</i> )
Address ( <i>Street Number and Name</i> )		City or Town	State	ZIP Code

**I attest, under penalty of perjury, that I have assisted in the completion of Section 1 of this form and that to the best of my knowledge the information is true and correct.**

Signature of Preparer or Translator			Date ( <i>mm/dd/yyyy</i> )	
Last Name ( <i>Family Name</i> )		First Name ( <i>Given Name</i> )		Middle Initial ( <i>if any</i> )
Address ( <i>Street Number and Name</i> )		City or Town	State	ZIP Code





# Supplement B, Reverification and Rehire (formerly Section 3)

Department of Homeland Security  
U.S. Citizenship and Immigration Services

USCIS  
Form I-9  
Supplement B  
OMB No. 1615-0047  
Expires 07/31/2026

Last Name ( <i>Family Name</i> ) from Section 1.	First Name ( <i>Given Name</i> ) from Section 1.	Middle initial (if any) from Section 1.
--	--	---

**Instructions:** This supplement replaces Section 3 on the previous version of Form I-9. Only use this page if your employee requires reverification, is rehired within three years of the date the original Form I-9 was completed, or provides proof of a legal name change. Enter the employee's name in the fields above. Use a new section for each reverification or rehire. Review the Form I-9 instructions before completing this page. Keep this page as part of the employee's Form I-9 record. Additional guidance can be found in the [Handbook for Employers: Guidance for Completing Form I-9 \(M-274\)](#)

Date of Rehire ( <i>if applicable</i> )	New Name ( <i>if applicable</i> )		
Date ( <i>mm/dd/yyyy</i> )	Last Name (Family Name)	First Name (Given Name)	Middle Initial

**Reverification:** If the employee requires reverification, your employee can choose to present any acceptable List A or List C documentation to show continued employment authorization. Enter the document information in the spaces below.

Document Title	Document Number (if any)	Expiration Date (if any) ( <i>mm/dd/yyyy</i> )
----------------	--------------------------	--

**I attest, under penalty of perjury, that to the best of my knowledge, this employee is authorized to work in the United States, and if the employee presented documentation, the documentation I examined appears to be genuine and to relate to the individual who presented it.**

Name of Employer or Authorized Representative	Signature of Employer or Authorized Representative	Today's Date ( <i>mm/dd/yyyy</i> )
---	--	------------------------------------

Additional Information (Initial and date each notation.)	Check here if you used an alternative procedure authorized by DHS to examine documents.
--	---

Date of Rehire ( <i>if applicable</i> )	New Name ( <i>if applicable</i> )		
Date ( <i>mm/dd/yyyy</i> )	Last Name (Family Name)	First Name (Given Name)	Middle Initial

**Reverification:** If the employee requires reverification, your employee can choose to present any acceptable List A or List C documentation to show continued employment authorization. Enter the document information in the spaces below.

Document Title	Document Number (if any)	Expiration Date (if any) ( <i>mm/dd/yyyy</i> )
----------------	--------------------------	--

**I attest, under penalty of perjury, that to the best of my knowledge, this employee is authorized to work in the United States, and if the employee presented documentation, the documentation I examined appears to be genuine and to relate to the individual who presented it.**

Name of Employer or Authorized Representative	Signature of Employer or Authorized Representative	Today's Date ( <i>mm/dd/yyyy</i> )
---	--	------------------------------------

Additional Information (Initial and date each notation.)	Check here if you used an alternative procedure authorized by DHS to examine documents.
--	---

Date of Rehire ( <i>if applicable</i> )	New Name ( <i>if applicable</i> )		
Date ( <i>mm/dd/yyyy</i> )	Last Name (Family Name)	First Name (Given Name)	Middle Initial

**Reverification:** If the employee requires reverification, your employee can choose to present any acceptable List A or List C documentation to show continued employment authorization. Enter the document information in the spaces below.

Document Title	Document Number (if any)	Expiration Date (if any) ( <i>mm/dd/yyyy</i> )
----------------	--------------------------	--

**I attest, under penalty of perjury, that to the best of my knowledge, this employee is authorized to work in the United States, and if the employee presented documentation, the documentation I examined appears to be genuine and to relate to the individual who presented it.**

Name of Employer or Authorized Representative	Signature of Employer or Authorized Representative	Today's Date ( <i>mm/dd/yyyy</i> )
---	--	------------------------------------

Additional Information (Initial and date each notation.)	Check here if you used an alternative procedure authorized by DHS to examine documents.
--	---

# IF YOU HAVE THE RIGHT TO WORK



## DON'T LET ANYONE TAKE IT AWAY

If you have the skills, experience, and legal right to work, your citizenship or immigration status shouldn't get in the way. Neither should the place you were born or another aspect of your national origin. A part of U.S. immigration laws protects legally-authorized workers from discrimination based on their citizenship status and national origin. You can read this law at [8 U.S.C. § 1324b](#).

The [Immigrant and Employee Rights Section \(IER\)](#) may be able to help if an employer treats you unfairly in violation of this law.

The law that IER enforces is 8 U.S.C. § 1324b. The regulations for this law are at 28 C.F.R. Part 44.

Call IER if an employer:

Does not hire you or fires you because of your national origin or citizenship status (this may violate a part of the law at 8 U.S.C. § 1324b(a)(1))

Treats you unfairly while checking your right to work in the U.S., including while completing the [Form I-9](#) or using [E-Verify](#) (this may violate the law at 8 U.S.C. § 1324b(a)(1) or (a)(6))

Retaliates against you because you are speaking up for your right to work as protected by this law (the law prohibits retaliation at 8 U.S.C. § 1324b(a)(5))

The law can be complicated. Call IER to get more information on protections from discrimination based on citizenship status and national origin.

**Immigrant and Employee Rights Section (IER)**

**1-800-255-7688**

**TTY 1-800-237-2515**

[www.justice.gov/ier](http://www.justice.gov/ier)

[IER@usdoj.gov](mailto:IER@usdoj.gov)



U.S. Department of Justice, Civil Rights Division, Immigrant and Employee Rights Section, January 2019

*This guidance document is not intended to be a final agency action, has no legally binding effect, and has no force or effect of law. The document may be rescinded or modified at the Department's discretion, in accordance with applicable laws. The Department's guidance documents, including this guidance, do not establish legally enforceable responsibilities beyond what is required by the terms of the applicable statutes, regulations, or binding judicial precedent. For more information, see "Memorandum for All Components: Prohibition of Improper Guidance Documents," from Attorney General Jefferson B. Sessions III, November 16, 2017.*





# SI USTED TIENE DERECHO A TRABAJAR



## NO DEJE QUE NADIE SE LO quite

**S**i usted dispone de las capacidades, experiencia y derecho legal a trabajar, su estatus migratorio o de ciudadanía no debe representar un obstáculo, ni tampoco lo debe ser el lugar en que usted nació o ningún otro aspecto de su nacionalidad de origen. Existe una parte de las leyes migratorias de los EE. UU. que protegen a los trabajadores que cuentan con la debida autorización legal para trabajar de la discriminación por motivos de su estatus de ciudadanía o nacionalidad de origen. Puede consultar esta ley contenida en la [Sección 1324b del Título 8 del Código de los EE. UU.](#)

**Es posible que la [Sección de Derechos de Inmigrantes y Empleados \(IER, por sus siglas en inglés\)](#) pueda ayudar si un empleador lo trata de una forma injusta, en contra de esta ley.**

La ley que hace cumplir la IER es la Sección 1324b del Título 8 del Código de los EE. UU. Los reglamentos de dicha ley se encuentran en la Parte 44 del Título 28 del Código de Reglamentos Federales.

*Este documento de orientación no tiene como propósito ser una decisión definitiva por parte de la agencia, no tiene ningún efecto jurídicamente vinculante y puede ser rescindido o modificado a la discreción del Departamento, conforme a las leyes aplicables. Los documentos de orientación del Departamento, entre ellos este documento de orientación, no establecen responsabilidades jurídicamente vinculantes más allá de lo que se requiere en los términos de las leyes aplicables, los reglamentos o los precedentes jurídicamente vinculantes. Para más información, véase «Memorándum para Todos Los Componentes: La Prohibición contra Documentos de Orientación Impropias», del Fiscal General Jefferson B. Sessions III, 16 de noviembre del 2017.*

Llame a la IER si un empleador:

No lo contrata o lo despide a causa de su nacionalidad de origen o estatus de ciudadanía (esto podría representar una vulneración de parte de la ley contenida en la Sección 1324b(a)(1) del Título 8 del Código de los EE. UU.)

Lo trata de una manera injusta a la forma de comprobar su derecho a trabajar en los EE. UU., incluyendo al completar el [Formulario I-9](#) o utilizar [E-Verify](#) (esto podría representar una vulneración de la ley contenida en la Sección 1324b(a)(1) o (a)(6) del Título 8 del Código de los EE. UU.)

Toma represalias en su contra por haber defendido su derecho a trabajar al amparo de esta ley (la ley prohíbe las represalias, según se indica en la Sección 1324b(a)(5) del Título 8 del Código de los EE. UU.)

Esta ley puede ser complicada. Llame a la IER para más información sobre las protecciones existentes contra la discriminación por motivos del estatus de ciudadanía o la nacionalidad de origen.

**Sección de Derechos de Inmigrantes y Empleados (IER)**

**1-800-255-7688**

**TTY 1-800-237-2515**

[www.justice.gov/crt-espanol/ier](http://www.justice.gov/crt-espanol/ier)

[IER@usdoj.gov](mailto:IER@usdoj.gov)



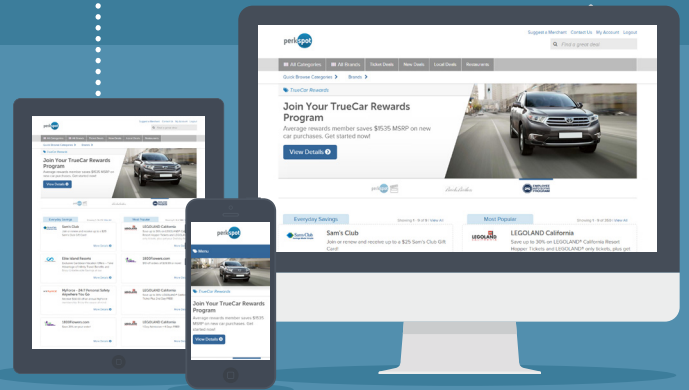
Departamento de Justicia de los EE. UU., División de Derechos Civiles, Sección de Derechos de Inmigrantes y Empleados, enero del 2019





# Welcome to PerkSpot!

PerkSpot is a one-stop-shop for **exclusive discounts** at some of your favorite national and local merchants!



TRAVEL




COMPUTERS



MOVIES



CELL PHONES



FOOD

- 1 Start by signing up or logging in at [chr.perkspot.com](http://chr.perkspot.com)
- 2 Access PerkSpot at work, home, or on the go & browse through thousands of discounts!
- 3 Keep an eye out for new featured discounts in PerkSpot's weekly email.

*Hundreds of great merchants like...*



*and many more!*

**CHR.PERKSPOT.COM**